

TECHNICAL REPORT



Report No.: TW2012167E
File Reference No.: 2020-12-25
Applicant: NINGBO RIGHT INDUSTRY CO.,LIMITED
Product: LED Warning Flare
Brand Name: N/A
Model No.: 7373,7371,7372,7374,7375,7376,7377,7378,7380,7381
Test Standards: EN 55015: 2019
EN 61547: 2009
EN 61000-3-2: 2019
EN 61000-3-3:2013+A1:2019

Test result: The EMC testing has been performed on the submitted samples and found in compliance with council EMC Directive 2014/30/EU.

Approved By
Terry Tang

Terry Tang

Manager

Dated: December 25,2020

**Results appearing herein relate only to the sample tested
The technical reports is issued errors and omissions exempt and is subject to withdrawal
at**

SHENZHEN TIMEWAY TESTING LABORATORIES.

**Zone C, 1st Floor, Block B, Jun Xiang Da Building, Zhongshan Park Road
West, Tong Le Village, Nanshan District, Shenzhen, China**

Tel (+86 755)8344 8688 Fax (+86 755)8344 2996 Email: info@timeway-lab.com



Special Statement:

The testing quality ability of our laboratory meet with "Quality Law of People's Republic of China" Clause 19.

The testing quality system of our laboratory meet with ISO/IEC-17025 requirements, which is approved by CNAS. This approval result is accepted by MRA of APLAC.

Our test facility is recognized, certified, or accredited by the following organizations:

CNAS-LAB Code: L2292

The EMC Laboratory has been assessed and in compliance with CNAS-CL01 accreditation criteria for testing Laboratories (identical to ISO/IEC 17025:2005 General Requirements) for the Competence of testing Laboratories.

FCC-Registration No.: 744189

The EMC Laboratory has been registered and fully described in a report filed with the (FCC) Federal Communications commission. The acceptance letter from the FCC is maintained in our files. Registration No.: 744189.

Industry Canada (IC) —Registration No.:5205A

The EMC Laboratory has been registered by Certification and Engineering Bureau of Industry Canada for radio equipment testing with Registration No.: 5205A.

A2LA (Certification Number:5013.01)

The EMC Laboratory has been accredited by the American Association for Laboratory Accreditation (A2LA). Certification Number:5013.01

The report refers only to the sample tested and does not apply to the bulk.

This report is issued in confidence to the client and it will be strictly treated as such by the SHENZHEN TIMEWAY TESTING LABORATORIES. It may not be reproduced rather in its entirety or in part and it may not be used for adverting. The client to whom the report is issued may, however, show or send it . or a certified copy there of prepared by the SHENZHEN TIMEWAY TESTING LABORATORIES. to his customer. Supplier or others persons directly concerned. SHENZHEN TIMEWAY TESTING LABORATORIES. will not, without the consent of the client enter into any discussion of correspondence with any third party concerning the contents of the report. In the event of the improper use of the report. The SHENZHEN TIMEWAY TESTING LABORATORIES. reserves the rights to withdraw it and to adopt any other remedies which may be appropriate.



Content

Content	3
1.0 General Details	5
1.1 Test Lab Details	5
2.0 List of Measurement Equipment	6
2.1 Conducted Emission Test.....	6
3.0 Technical Details	9
3.1 Investigations Requested	9
3.2 Test Standards	9
4.0 Disturbance Voltage Test	10
4.1 Schematics of the test	10
4.2 Test Method:	10
4.3 Disturbance Voltage Limits.....	10
4.4 Test Results.....	11
5.0 Magnetic Field Test	12
5.1 Schematics of the test	12
5.2 Test Method:	12
5.3 Radiated electromagnetic disturbances Limits	12
5.4 Magnetic Field Test in X (9kHz to 30MHz).....	13
6.0 Radiated Disturbance Test	16
6.1 Schematics of the test	16
6.2 Test Method:	16
6.3 Power line conducted Emission Limit	16
6.4 Test result.....	16
7.0 Voltage Fluctuations & Flicker Test	19
7.1 Schematic of the test.....	19
7.2 Test Method:	19
7.3 Test Results.....	19
8.0 Harmonic Current Emission Test	20
8.1 Schematic of the test.....	20
8.2 Test Method	20
8.3 Test Results: pass.....	20
9.0 Electrostatic Discharge	21
9.1 Schematic of the test.....	21
9.2 Test method.....	21
9.3 Test severity	21
9.4 Susceptibility performance Criteria and Severity level	21
9.5 Test Result	22

The report refers only to the sample tested and does not apply to the bulk.

This report is issued in confidence to the client and it will be strictly treated as such by the SHENZHEN TIMEWAY TESTING LABORATORIES. It may not be reproduced rather in its entirety or in part and it may not be used for advertising. The client to whom the report is issued may, however, show or send it, or a certified copy thereof prepared by the SHENZHEN TIMEWAY TESTING LABORATORIES, to his customer, supplier or others persons directly concerned. SHENZHEN TIMEWAY TESTING LABORATORIES, will not, without the consent of the client enter into any discussion of correspondence with any third party concerning the contents of the report.

In the event of the improper use of the report, the SHENZHEN TIMEWAY TESTING LABORATORIES, reserves the rights to withdraw it and to adopt any other remedies which may be appropriate.



10.0 RF field strength susceptibility (80MHz----- 1000MHz)	23
10.1 Schematics of the test	23
10.2 Test Method:	23
10.3 Susceptibility performance Criteria and severity Level	23
10.4 Test Result:	24
11.0 Electrical Fast Transient/Burst (EFT/B) immunity test	25
11.1 Schematics of the test	25
11.2 Test Method	25
11.3 Susceptibility performance Criteria and Severity Level	25
11.4 Test Results	26
12.0 Surge test	27
12.1 Schematics of the test	27
12.2 Test Method:	27
12.3 Susceptibility performance Criteria and Severity Level	27
12.4 Test Results	28
13.0 Conducted Immunity test	29
13.1 Schematics of the test	29
13.2 Test Method	29
13.3 Susceptibility performance Criteria and Severity Level	29
13.4 Test Results	30
14.0 Power Frequency magnetic field test	31
14.1 Schematics of the test	31
14.2 Test Method	31
14.3 Susceptibility performance Criteria and Severity Level	31
14.4 Test Results:	32
15.0 Voltage Dips/Interruptions immunity test	33
15.1 Schematics of the test	33
15.2 Test Method:	33
15.3 Susceptibility performance Criteria and Severity Level	33
15.4 Test Result:	34
16.0 Product Labelling	35
16.1 CE Mark label specification	35
16.2 Mark Location: Rear enclosure	35
Appendix:	36

The report refers only to the sample tested and does not apply to the bulk.

This report is issued in confidence to the client and it will be strictly treated as such by the SHENZHEN TIMEWAY TESTING LABORATORIES. It may not be reproduced rather in its entirety or in part and it may not be used for advertising. The client to whom the report is issued may, however, show or send it, or a certified copy thereof prepared by the SHENZHEN TIMEWAY TESTING LABORATORIES, to his customer, Supplier or others persons directly concerned. SHENZHEN TIMEWAY TESTING LABORATORIES, will not, without the consent of the client enter into any discussion of correspondence with any third party concerning the contents of the report.

In the event of the improper use of the report, The SHENZHEN TIMEWAY TESTING LABORATORIES, reserves the rights to withdraw it and to adopt any other remedies which may be appropriate.



1.0 General Details

1.1 Test Lab Details

Name : SHENZHEN TIMEWAY TESTING LABORATORIES
Address: Zone C, 1st Floor, Block B, Jun Xiang Da Building, Zhongshan Park Road West,
Tong Le Village, Nanshan District, Shenzhen, China
Telephone: (086) 755-83448688
Fax: (086) 755-83442996

1.2 Applicant Details

Applicant: NINGBO RIGHT INDUSTRY CO.,LIMITED
Address: RM. 606, NO. 9 SOUTH JIEFANG RD.,NINGBO,CHINA
Telephone: 0574-87172289
Fax: --

1.3 Description of EUT

Product: LED Warning Flare
Manufacturer: NINGBO RIGHT INDUSTRY CO.,LIMITED
Address: RM. 606, NO. 9 SOUTH JIEFANG RD.,NINGBO,CHINA
Brand Name: N/A
Model Number: 7373
Adding Model Number: 7371,7372,7374,7375,7376,7377,7378,7380,7381
Battery: 3.7V, 800mAh, 2.96Wh

1.4 Submitted Sample

1 sample

1.5 Test Duration

Date of Receipt of Test Item: December 15,2020
Date of Test: December 15,2020~ December 25,2020

1.6 Test Uncertainty

Conducted Emissions Uncertainty =3.6dB
Radiated Emissions Uncertainty =4.7dB

1.7 Test or witness Engineer

The sample tested by

Print Name: Leo Lau

The report refers only to the sample tested and does not apply to the bulk.

This report is issued in confidence to the client and it will be strictly treated as such by the SHENZHEN TIMEWAY TESTING LABORATORIES. It may not be reproduced rather in its entirety or in part and it may not be used for advertising. The client to whom the report is issued may, however, show or send it, or a certified copy thereof prepared by the SHENZHEN TIMEWAY TESTING LABORATORIES, to his customer, supplier or others persons directly concerned. SHENZHEN TIMEWAY TESTING LABORATORIES, will not, without the consent of the client enter into any discussion of correspondence with any third party concerning the contents of the report.

In the event of the improper use of the report, the SHENZHEN TIMEWAY TESTING LABORATORIES, reserves the rights to withdraw it and to adopt any other remedies which may be appropriate.



2.0 List of Measurement Equipment

2.1 Conducted Emission Test

Name	Model No.	Serial No.	Manufacturer	Calibration Date	Calibration Cycle
EMI Test Receiver	ESH3	860905/006	RS	2020.06.23	1Year
Spectrum Analyzer	ESA-L1500A	US37451154	HP	2020.06.23	1Year
PULSE LIMITER	ESH3-Z2	100281	RS	2020.06.23	1Year
LISN	ESH3-Z5	100294	RS	2020.06.23	1Year
LISN	ESH3-Z5	100253	RS	2020.06.23	1Year
LISN	NNB42	00012	SCHAFFNER	2020.01.07	1Year

2.2 Radiated Disturbance Test

Name	Model No	Serial No.	Manufacturer	Calibration Date	Calibration Cycle
EMI Test Receiver	ESPI 3	100379	RS	2020.06.23	1Year
Spectrum Analyzer	E4407B	MY50441392	HP/Agilent	2020.06.23	1Year
Amplifier	BBV9743	#218	HP/Agilent	2020.06.23	1Year
Bilog Antenna	VULB9163	9163/340	Schwarebeck	2018.07.04	3Year
Horn Antenna	BBHA 9120D	9120D-631	RS	2018.07.09	3Year
Amplifier	8449B	3008A00160	HP/Agilent	2020.06.23	1Year

2.3 Harmonic & Flicker Test

Name	Model No.	Serial No.	Manufacturer	Calibration Date	Calibration Cycle
Harmonics Flicker Test System	PACS-1	72305	CI	2020.09.27	1Year
5K VA AC Power Source	5001iX	56060	CI	2020.09.27	N/A

2.4 ESD Test

Name	Model No.	Serial No.	Manufacturer	Calibration Date	Calibration Cycle
ESD Simulator	DITO	0404-24	EM TEST	2020.06.23	1Year

2.5 RF field Strength Susceptibility

Name	Model No.	Serial No.	Manufacturer	Calibration Date	Calibration Cycle
------	-----------	------------	--------------	------------------	-------------------

The report refers only to the sample tested and does not apply to the bulk.

This report is issued in confidence to the client and it will be strictly treated as such by the SHENZHEN TIMEWAY TESTING LABORATORIES. It may not be reproduced rather in its entirety or in part and it may not be used for advertising. The client to whom the report is issued may, however, show or send it, or a certified copy thereof prepared by the SHENZHEN TIMEWAY TESTING LABORATORIES, to his customer, supplier or other persons directly concerned. SHENZHEN TIMEWAY TESTING LABORATORIES, will not, without the consent of the client enter into any discussion of correspondence with any third party concerning the contents of the report.

In the event of the improper use of the report, the SHENZHEN TIMEWAY TESTING LABORATORIES, reserves the rights to withdraw it and to adopt any other remedies which may be appropriate.



Signal Generator	SMT03	100059	RS	2020.06.23	1 Year
Power Meter	NRVS	---	RS	2020.06.23	1 Year
Voltage Probe	URV5-Z2	100012	RS	2020.06.23	1 Year
Voltage Probe	URV5-Z2	100013	RS	2020.06.23	1 Year
Power Amplifier	150W1000	300999	AR	2020.06.23	1 Year
Power Amplifier	25S1G4AM1	305993	AR	2020.06.23	1 Year
Field Probe	CBL6111C	2576	Holiday	2020.06.23	1 Year
Bilog Antenna	MCDC	---	Chase	2020.06.23	1 Year

2.6 Electrical Fast Transient/Burst (EFT/B) Immunity test

Name	Model No.	Serial No.	Manufacturer	Calibration Date	Calibration Cycle
EFT Generator	UCS 500 M4	0304-42	EM TEST	2020.06.23	1 Year
Power Source	MV2616	0104-14	EM TEST	2020.06.23	1 Year

2.7 Surge Test

Name	Model No.	Serial No.	Manufacturer	Calibration Date	Calibration Cycle
Ultra Compact Simulator	UCS 500 M4	0304-42	EM TEST	2020.06.23	1 Year
Power Source	MV2616	0104-14	EM TEST	2020.06.23	1 Year

2.8 Conducted Immunity Test

Name	Model No.	Serial No.	Manufacturer	Calibration Date	Calibration Cycle
Continuous Wave Simulator	CWS 500C	0407-05	EM TEST	2020.06.23	1 Year

2.9 Power-frequency Magnetic Field

Name	Model No.	Serial No.	Manufacturer	Calibration Date	Calibration Cycle
Continuous Wave Simulator	UCS 500 M4	0304-42	EM TEST	2020.06.23	1 Year
Power Source Network	MV 2616	0104-14	EM TEST	2020.06.23	1 Year
Current Transformer	MC2630	--	EM TEST	2020.06.23	1 Year
Magnetic Coil	MS100	0304-42	EM TEST	2020.06.23	1 Year

The report refers only to the sample tested and does not apply to the bulk.

This report is issued in confidence to the client and it will be strictly treated as such by the SHENZHEN TIMEWAY TESTING LABORATORIES. It may not be reproduced rather in its entirety or in part and it may not be used for advertising. The client to whom the report is issued may, however, show or send it, or a certified copy thereof prepared by the SHENZHEN TIMEWAY TESTING LABORATORIES, to his customer, supplier or other persons directly concerned. SHENZHEN TIMEWAY TESTING LABORATORIES, will not, without the consent of the client enter into any discussion of correspondence with any third party concerning the contents of the report.

In the event of the improper use of the report, the SHENZHEN TIMEWAY TESTING LABORATORIES, reserves the rights to withdraw it and to adopt any other remedies which may be appropriate.



2.10 Voltage Dips/Interruption Immunity Test

Name	Model No.	Serial No.	Manufacturer	Calibration Date	Calibration Cycle
Ultra Compact Simulator	UCS 500 M4	0304-42	EM TEST	2020.06.23	1 Year
Power Source	MV2616	0104-14	EM TEST	2020.06.23	1 Year

The report refers only to the sample tested and does not apply to the bulk.

This report is issued in confidence to the client and it will be strictly treated as such by the SHENZHEN TIMEWAY TESTING LABORATORIES. It may not be reproduced rather in its entirety or in part and it may not be used for advertising. The client to whom the report is issued may, however, show or send it . or a certified copy there of prepared by the SHENZHEN TIMEWAY TESTING LABORATORIES. to his customer. Supplier or others persons directly concerned. SHENZHEN TIMEWAY TESTING LABORATORIES. will not, without the consent of the client enter into any discussion of correspondence with any third party concerning the contents of the report.

In the event of the improper use of the report. The SHENZHEN TIMEWAY TESTING LABORATORIES. reserves the rights to withdraw it and to adopt any other remedies which may be appropriate.



3.0 Technical Details

3.1 Investigations Requested

Perform Electromagnetic Interference [EMI] & Electromagnetic Susceptibility [EMS] tests for CE Marking

3.2 Test Standards

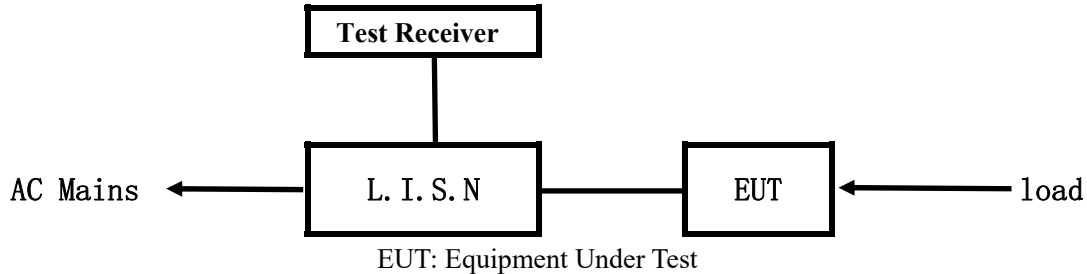
Test Standards	
EN 55015: 2019	Limits and methods of measurement of radio disturbance characteristics of electrical lighting and similar equipment
EN 61000-3-2: 2019	Electromagnetic compatibility(EMC)- Part 3-2:Limits-Limits for harmonic current emissions(equipment input current $\leq 16A$ per phase)
EN 61000-3-3: 2013 +A1:2019	Electromagnetic compatibility (EMC)- Part 3-3:Limits-Limitation of voltage changes, Voltage fluctuations and flicker in public low-voltage supply systems. For equipment with rated current $\leq 16A$ per phase and not subject to conditional connection
EN 61547: 2009	Equipment for general lighting purposes—EMC immunity requirements
	EN 61000-4-2:2009 Electrostatic discharge
	EN 61000-4-3:2006+A2:2010 RF field strength susceptibility
	EN 61000-4-4:2012 Electrical Fast transients
	EN 61000-4-5:2014+A1:2017 Surge
	EN 61000-4-6:2014 Conducted susceptibility
	EN 61000-4-8:2010 Magnetic Field
	EN 61000-4-11:2004+A1:2017 Dips/Voltage Interruption Variation

The report refers only to the sample tested and does not apply to the bulk.
 This report is issued in confidence to the client and it will be strictly treated as such by the SHENZHEN TIMEWAY TESTING LABORATORIES. It may not be reproduced rather in its entirety or in part and it may not be used for advertising. The client to whom the report is issued may, however, show or send it, or a certified copy thereof prepared by the SHENZHEN TIMEWAY TESTING LABORATORIES, to his customer, Supplier or others persons directly concerned. SHENZHEN TIMEWAY TESTING LABORATORIES, will not, without the consent of the client enter into any discussion of correspondence with any third party concerning the contents of the report.
 In the event of the improper use of the report, The SHENZHEN TIMEWAY TESTING LABORATORIES, reserves the rights to withdraw it and to adopt any other remedies which may be appropriate.



4.0 Disturbance Voltage Test

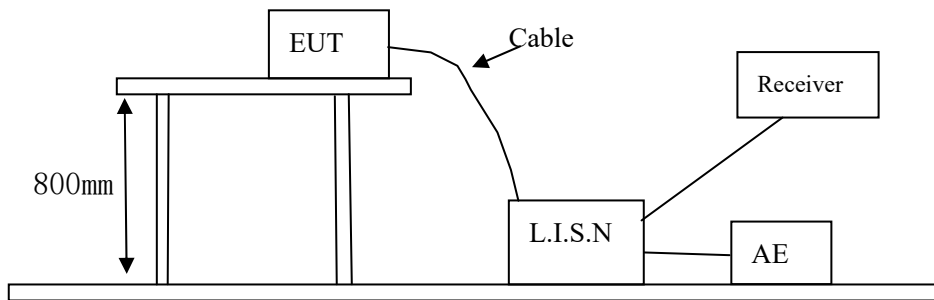
4.1 Schematics of the test



4.2 Test Method:

The test was performed in accordance with EN 55015: 2019

Block diagram of Test setup



4.3 Disturbance Voltage Limits

A Disturbance Voltage Limits at mains terminals

Frequency(MHz)	Limits dB(μ V)	
	Quasi-peak Level	Average Level
9kHz to 50kHz	110	--
50kHz to 150kHz	90 to 80	--
150kHz to 0.5MHz	66 to 56	56 to 46
0.5MHz to 5.0MHz	56	46
5.0MHz to 30.0MHz	60	50

Notes: 1. decreasing linearly with logarithm of the frequency in the range 50kHz to 150kHz and 150kHz to 0.5MHz.

2. The lower limit shall apply at the transition frequencies

The report refers only to the sample tested and does not apply to the bulk.

This report is issued in confidence to the client and it will be strictly treated as such by the SHENZHEN TIMEWAY TESTING LABORATORIES. It may not be reproduced in its entirety or in part and it may not be used for advertising. The client to whom the report is issued may, however, show or send it, or a certified copy thereof prepared by the SHENZHEN TIMEWAY TESTING LABORATORIES, to his customer, supplier or other persons directly concerned. SHENZHEN TIMEWAY TESTING LABORATORIES. will not, without the consent of the client enter into any discussion of correspondence with any third party concerning the contents of the report.

In the event of the improper use of the report, the SHENZHEN TIMEWAY TESTING LABORATORIES. reserves the rights to withdraw it and to adopt any other remedies which may be appropriate.



B Disturbance Voltage Limits at load terminals

Frequency(MHz)	Limits dB(μ V)	
	Quasi-peak Level	Average Level
0.15MHz to 0.50MHz	80	70
0.50MHz to 30MHz	74	64

*At the transition frequency, the lower limit applies.

C Disturbance Voltage Limits at Control terminals

Frequency(MHz)	Limits dB(μ V)	
	Quasi-peak Level	Average Level
0.15MHz to 0.50MHz	84 to 74	74 to 64
0.50M z to 30MHz	74	64

* The limits decrease linearly with the logarithm of the frequency in the range 0.15MHz to 0.5MHz

4.4 Test Results

N/A

Limits for Conducted Emission test, Please refer to limit line (Quasi-peak) in the following diagram labelled as (QP)

The report refers only to the sample tested and does not apply to the bulk.

This report is issued in confidence to the client and it will be strictly treated as such by the SHENZHEN TIMEWAY TESTING LABORATORIES. It may not be reproduced rather in its entirety or in part and it may not be used for adverting. The client to whom the report is issued may, however, show or send it . or a certified copy there of prepared by the SHENZHEN TIMEWAY TESTING LABORATORIES. to his customer. Supplier or others persons directly concerned. SHENZHEN TIMEWAY TESTING LABORATORIES. will not, without the consent of the client enter into any discussion of correspondence with any third party concerning the contents of the report.

In the event of the improper use of the report. The SHENZHEN TIMEWAY TESTING LABORATORIES. reserves the rights to withdraw it and to adopt any other remedies which may be appropriate.



5.0 Magnetic Field Test

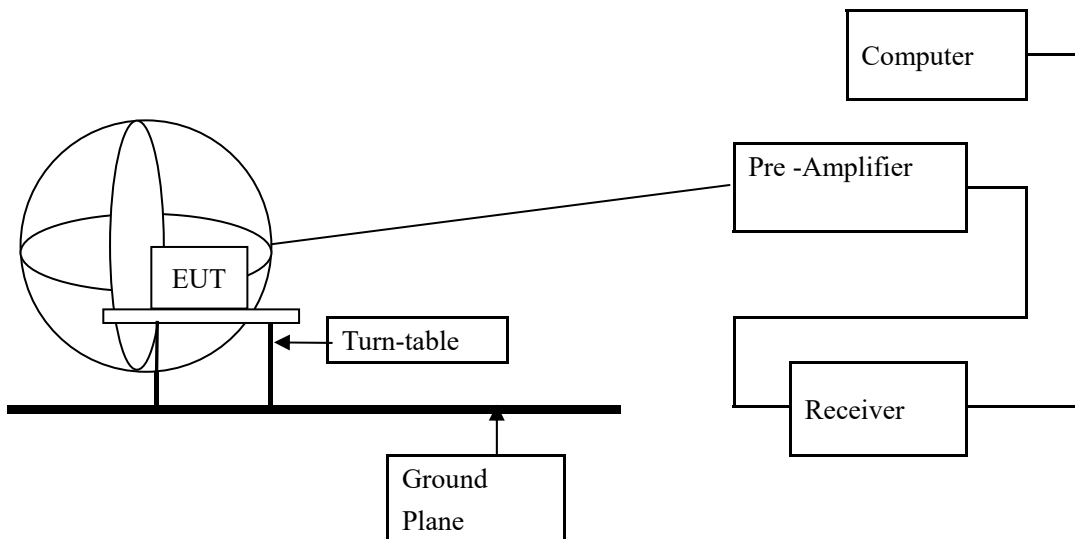
5.1 Schematics of the test



5.2 Test Method:

The test was performed in accordance with EN 55015: 2019

Block diagram of Test setup



5.3 Radiated electromagnetic disturbances Limits

Frequency Range (MHz)	Limits for loop diameter (dB μ A)		
	2m	3m	4m
9kHz to 70kHz	88	81	75
70kHz to 150kHz	88 to 58	81 to 51	75 to 45
150kHz to 2.2MHz	58 to 26	51 to 22	45 to 16
2.2MHz to 3.0MHz	58	51	45
3.0Hz to 30MHz	22	15 to 16	9 to 12

- Note: 1. The lower limit shall apply at the transition frequencies
 2. Decreasing linearly with the logarithm of the frequency.
 3. Increasing linearly with the logarithm of the frequency.

The report refers only to the sample tested and does not apply to the bulk.
 This report is issued in confidence to the client and it will be strictly treated as such by the SHENZHEN TIMEWAY TESTING LABORATORIES. It may not be reproduced rather in its entirety or in part and it may not be used for advertising. The client to whom the report is issued may, however, show or send it, or a certified copy thereof prepared by the SHENZHEN TIMEWAY TESTING LABORATORIES, to his customer. Supplier or others persons directly concerned. SHENZHEN TIMEWAY TESTING LABORATORIES, will not, without the consent of the client enter into any discussion of correspondence with any third party concerning the contents of the report.
 In the event of the improper use of the report. The SHENZHEN TIMEWAY TESTING LABORATORIES, reserves the rights to withdraw it and to adopt any other remedies which may be appropriate.

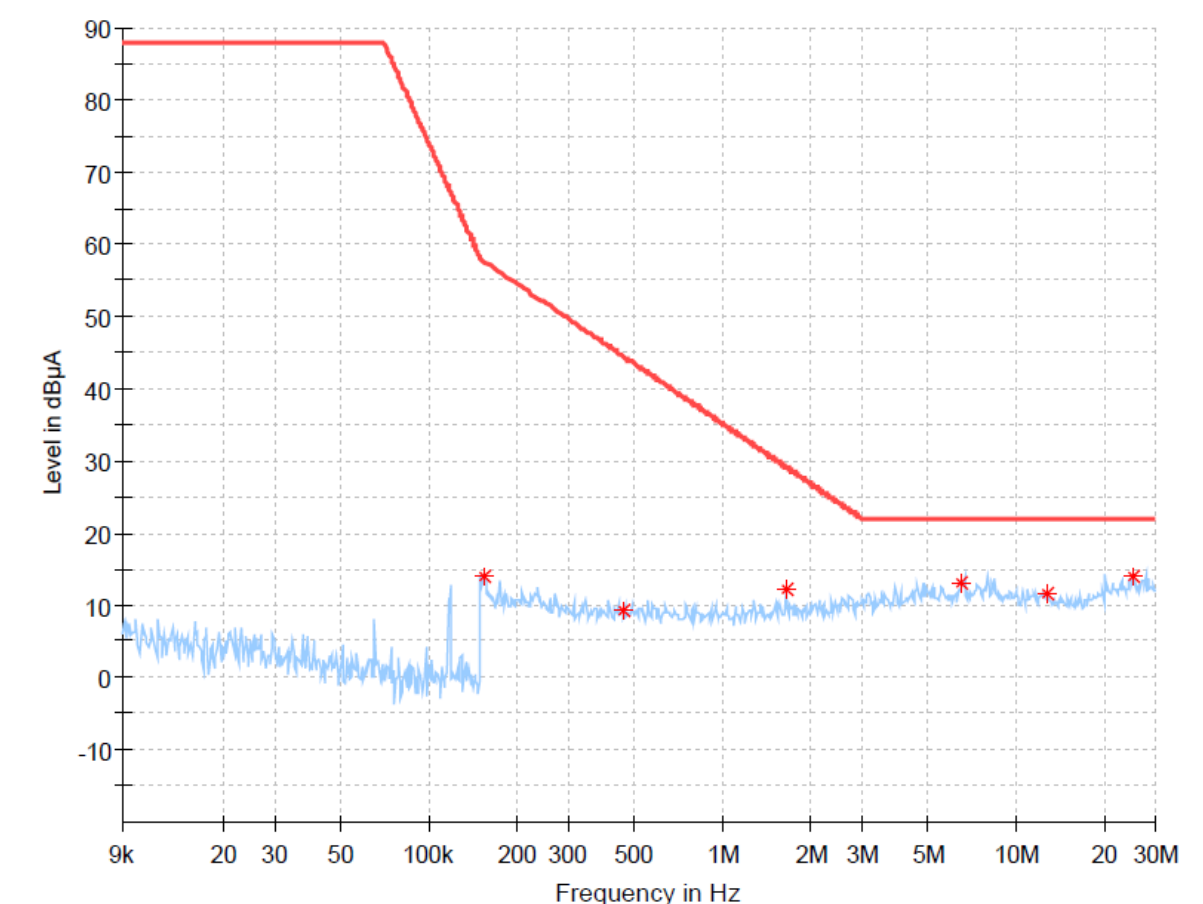


5.4 Magnetic Field Test in X (9kHz to 30MHz)

EUT set Condition: ON

Results: Pass

Please refer to following diagram for individual



Critical Freqs

Frequency (MHz)	MaxPeak (dBµA)	Limit (dBµA)	Margin (dB)	Corr. (dB)
0.154545	13.94	57.64	43.70	6.0
0.457178	9.24	44.61	35.36	6.0
1.650223	12.10	29.18	17.09	6.0
6.579814	13.27	22.00	8.73	6.1
12.815797	11.63	22.00	10.37	6.2
25.211521	14.13	22.00	7.87	6.3

Final Result

Frequency (MHz)	QuasiPeak (dBµA)	Limit (dBµA)	Margin (dB)	Corr. (dB)
---	---	---	---	---

The test data shows much less than the limit, no necessary take the results.

The report refers only to the sample tested and does not apply to the bulk.

This report is issued in confidence to the client and it will be strictly treated as such by the SHENZHEN TIMEWAY TESTING LABORATORIES. It may not be reproduced rather in its entirety or in part and it may not be used for advertising. The client to whom the report is issued may, however, show or send it, or a certified copy thereof prepared by the SHENZHEN TIMEWAY TESTING LABORATORIES, to his customer, supplier or others persons directly concerned. SHENZHEN TIMEWAY TESTING LABORATORIES, will not, without the consent of the client enter into any discussion of correspondence with any third party concerning the contents of the report.

In the event of the improper use of the report, The SHENZHEN TIMEWAY TESTING LABORATORIES, reserves the rights to withdraw it and to adopt any other remedies which may be appropriate.

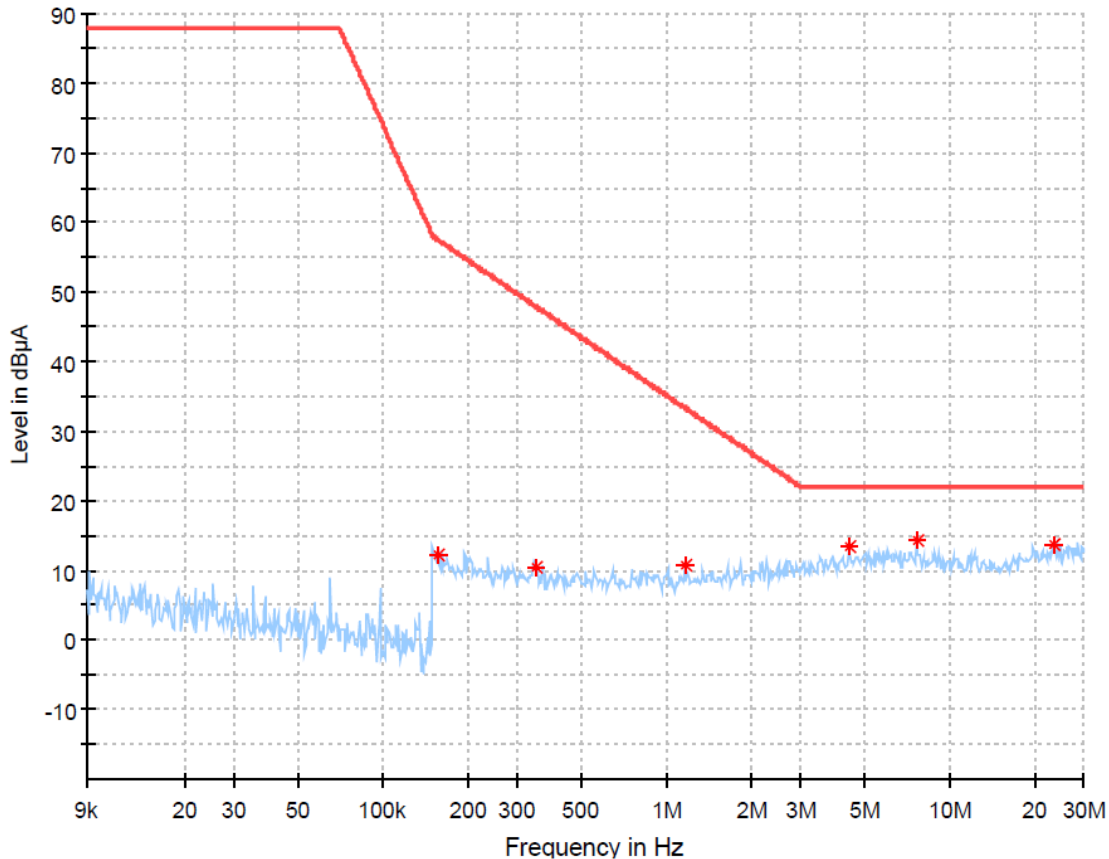


Magnetic Field Test in Y (9kHz to 30MHz)

EUT set Condition: ON

Results: Pass

Please refer to following diagram for individual



Critical Freqs

Frequency (MHz)	MaxPeak (dBµA)	Limit (dBµA)	Margin (dB)	Corr. (dB)
0.156091	12.21	57.52	45.31	6.0
0.349469	10.34	47.84	37.49	6.0
1.164916	10.80	33.37	22.56	6.0
4.419352	13.33	22.00	8.67	6.1
7.715349	14.20	22.00	7.80	6.1
23.515241	13.78	22.00	8.22	6.2

Final Result

Frequency (MHz)	QuasiPeak (dBµA)	Limit (dBµA)	Margin (dB)	Corr. (dB)
---	---	---	---	---

The test data shows much less than the limit, no necessary take the results.

The report refers only to the sample tested and does not apply to the bulk.

This report is issued in confidence to the client and it will be strictly treated as such by the SHENZHEN TIMEWAY TESTING LABORATORIES. It may not be reproduced rather in its entirety or in part and it may not be used for adverting. The client to whom the report is issued may, however, show or send it . or a certified copy there of prepared by the SHENZHEN TIMEWAY TESTING LABORATORIES. to his customer. Supplier or others persons directly concerned. SHENZHEN TIMEWAY TESTING LABORATORIES. will not, without the consent of the client enter into any discussion of correspondence with any third party concerning the contents of the report.

In the event of the improper use of the report. The SHENZHEN TIMEWAY TESTING LABORATORIES. reserves the rights to withdraw it and to adopt any other remedies which may be appropriate.

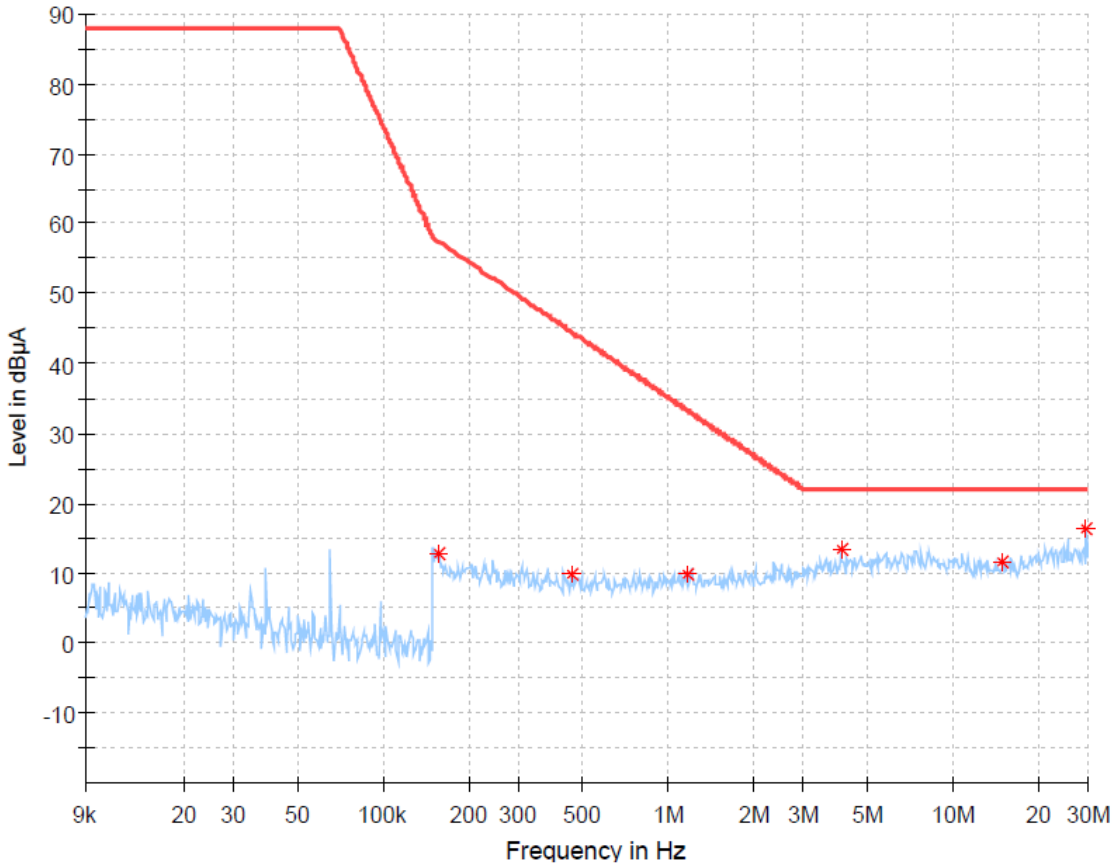


Magnetic Field Test in Z (9kHz to 30MHz)

EUT set Condition: ON

Results: Pass

Please refer to following diagram for individual



Critical Freqs

Frequency (MHz)	MaxPeak (dBµA)	Limit (dBµA)	Margin (dB)	Corr. (dB)
0.157652	12.97	57.40	44.43	6.0
0.457178	9.88	44.61	34.73	6.0
1.176565	9.93	33.25	23.32	6.0
4.081198	13.47	22.00	8.53	6.1
15.027530	11.64	22.00	10.36	6.2
29.562491	16.35	22.00	5.65	6.3

Final Result

Frequency (MHz)	QuasiPeak (dBµA)	Limit (dBµA)	Margin (dB)	Corr. (dB)
---	---	---	---	---

The test data shows much less than the limit, no necessary take the results.

The report refers only to the sample tested and does not apply to the bulk.

This report is issued in confidence to the client and it will be strictly treated as such by the SHENZHEN TIMEWAY TESTING LABORATORIES. It may not be reproduced rather in its entirety or in part and it may not be used for adverting. The client to whom the report is issued may, however, show or send it . or a certified copy there of prepared by the SHENZHEN TIMEWAY TESTING LABORATORIES. to his customer. Supplier or others persons directly concerned. SHENZHEN TIMEWAY TESTING LABORATORIES. will not, without the consent of the client enter into any discussion of correspondence with any third party concerning the contents of the report.

In the event of the improper use of the report. The SHENZHEN TIMEWAY TESTING LABORATORIES. reserves the rights to withdraw it and to adopt any other remedies which may be appropriate.



6.0 Radiated Disturbance Test

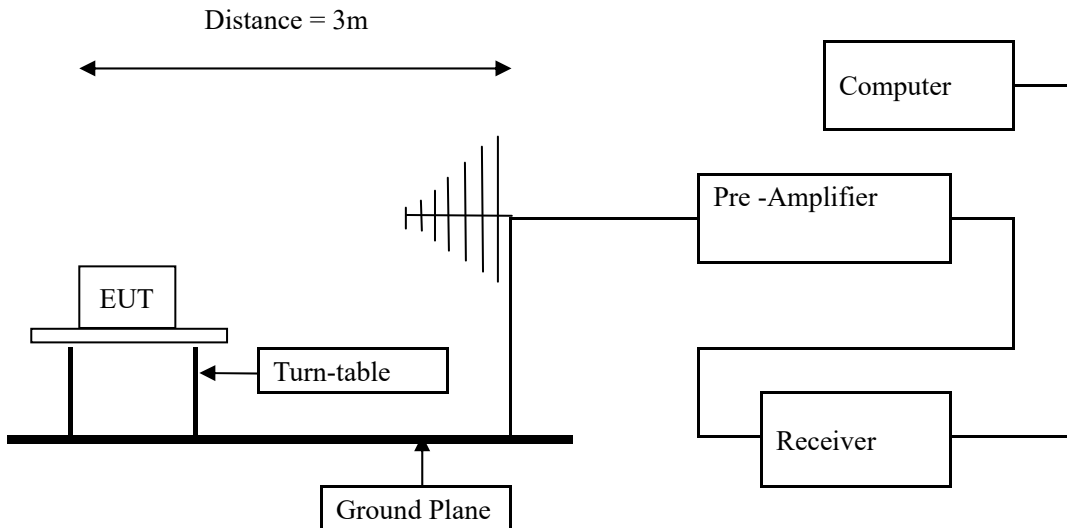
6.1 Schematics of the test



6.2 Test Method:

The test was performed in accordance with EN 55015: 2019

Block diagram of Test setup



6.3 Power line conducted Emission Limit

Frequency Range (MHz)	Quasi-Peak limits (dB μ V/m)
30-230	40.00
230-1000	47.00

Note: The lower limit shall apply at the transition frequencies

6.4 Test result

Please refer to following table

The report refers only to the sample tested and does not apply to the bulk.

This report is issued in confidence to the client and it will be strictly treated as such by the SHENZHEN TIMEWAY TESTING LABORATORIES. It may not be reproduced rather in its entirety or in part and it may not be used for advertising. The client to whom the report is issued may, however, show or send it, or a certified copy thereof prepared by the SHENZHEN TIMEWAY TESTING LABORATORIES, to his customer, supplier or other persons directly concerned. SHENZHEN TIMEWAY TESTING LABORATORIES, will not, without the consent of the client enter into any discussion of correspondence with any third party concerning the contents of the report.

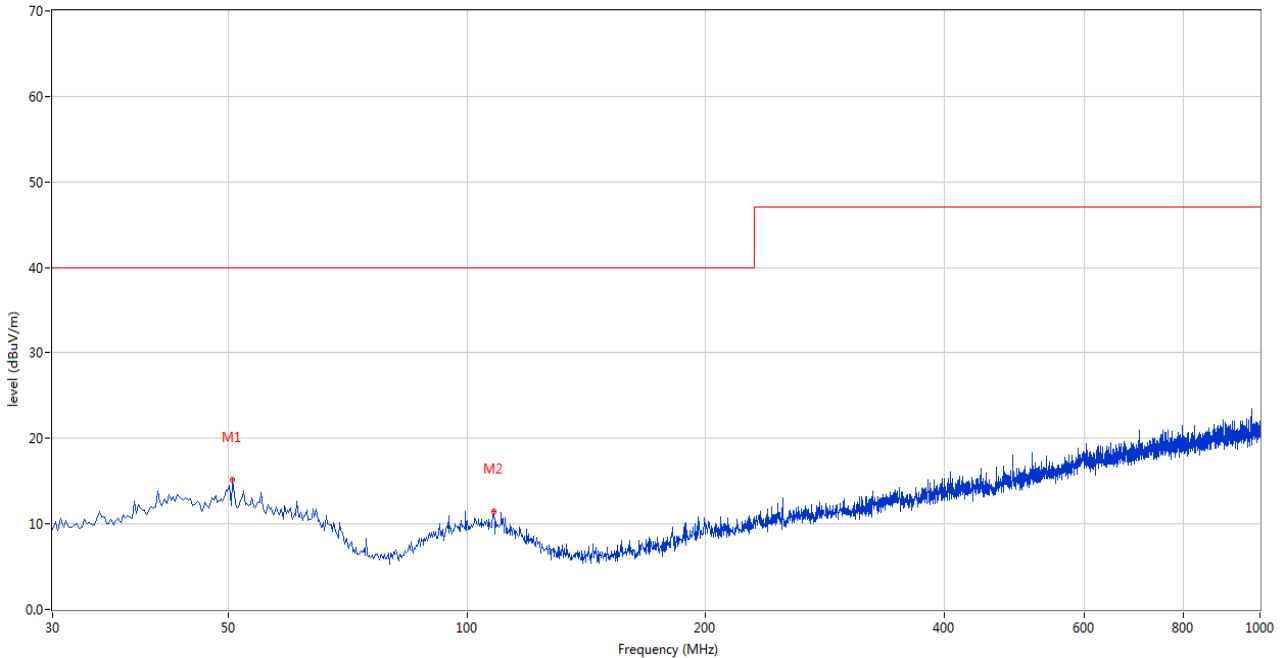
In the event of the improper use of the report, the SHENZHEN TIMEWAY TESTING LABORATORIES, reserves the rights to withdraw it and to adopt any other remedies which may be appropriate.



A: Radiated Disturbance (30MHz----300MHz)

Project Number:	CASE5	Test Time:	2020-12-23_10.55.15
EUT Name:	LED Warning Flare	Test Engineer:	KENT
Manufacturer:	NINGBO RIGHT INDUSTRY CO.,LIMIED	Test Standard:	EN 55015
Model:	7373	Work Addition:	WORKING
Temp.(°C):	25	Load:	
Hum.:	65%	Remark:	

CE_EN 55015 30MHz-1000MHz



No.	Frequency (MHz)	Results (dBuV/m)	Factor (dB)	Limit (dBuV/m)	Over Limit (dB)	Detector	Table (o)	Height (cm)	ANT	Verdict
1	50.607	15.10	-11.83	40.0	-24.90	Peak	0.00	200	Horizontal	Pass
2	108.065	11.49	-14.05	40.0	-28.51	Peak	322.00	100	Horizontal	Pass

The report refers only to the sample tested and does not apply to the bulk.

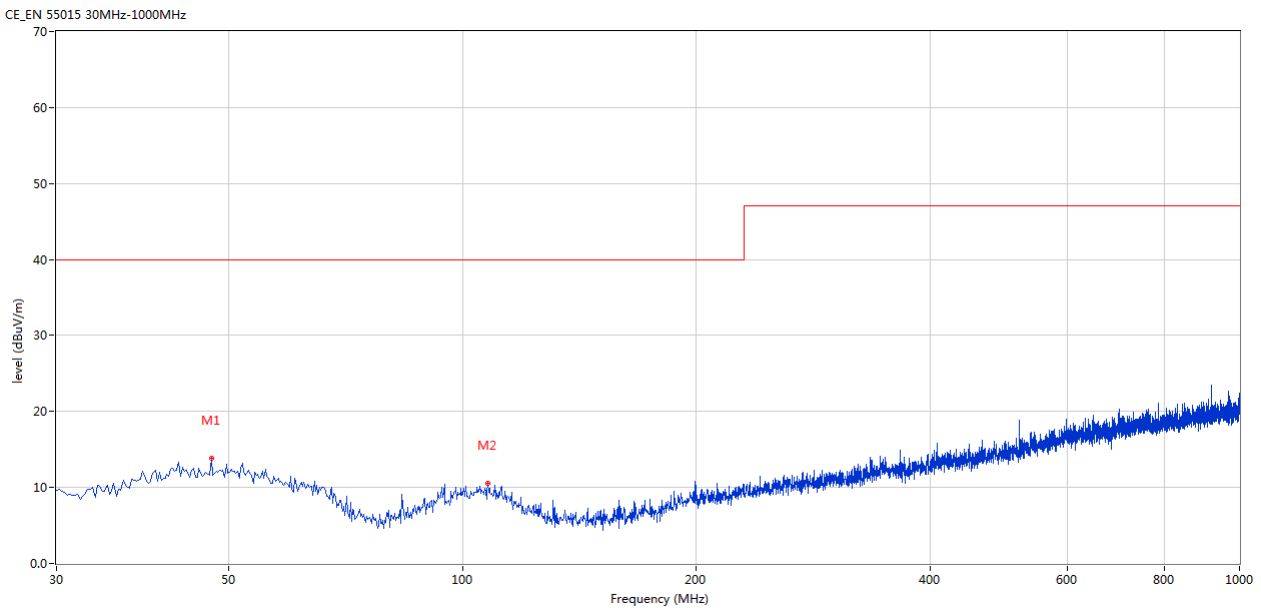
This report is issued in confidence to the client and it will be strictly treated as such by the SHENZHEN TIMEWAY TESTING LABORATORIES. It may not be reproduced rather in its entirety or in part and it may not be used for advertising. The client to whom the report is issued may, however, show or send it, or a certified copy thereof prepared by the SHENZHEN TIMEWAY TESTING LABORATORIES, to his customer, supplier or others persons directly concerned. SHENZHEN TIMEWAY TESTING LABORATORIES, will not, without the consent of the client enter into any discussion of correspondence with any third party concerning the contents of the report.

In the event of the improper use of the report, the SHENZHEN TIMEWAY TESTING LABORATORIES, reserves the rights to withdraw it and to adopt any other remedies which may be appropriate.



B: Radiated Disturbance (30MHz----300MHz)

Project Number:	CASE5	Test Time:	2020-12-23_10.56.43
EUT Name:	LED Warning Flare	Test Engineer:	KENT
Manufacturer:	NINGBO RIGHT INDUSTRY CO.,LIMIED	Test Standard:	EN 55015
Model:	7373	Work Addition:	WORKING
Temp.(°C):	25	Load:	
Hum.:	65%	Remark:	



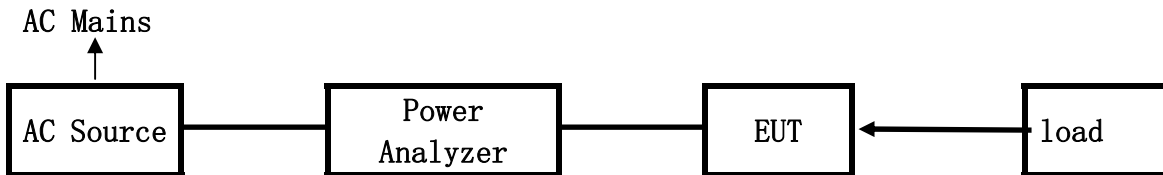
No.	Frequency (MHz)	Results (dBuV/m)	Factor (dB)	Limit (dBuV/m)	Over Limit (dB)	Detector	Table (o)	Height (cm)	ANT	Verdict
1	47.456	13.84	-11.78	40.0	-26.16	Peak	169.00	100	Vertical	Pass
2	107.823	10.54	-14.04	40.0	-29.46	Peak	241.00	100	Vertical	Pass

The report refers only to the sample tested and does not apply to the bulk.
 This report is issued in confidence to the client and it will be strictly treated as such by the SHENZHEN TIMEWAY TESTING LABORATORIES. It may not be reproduced rather in its entirety or in part and it may not be used for adverting. The client to whom the report is issued may, however, show or send it . or a certified copy there of prepared by the SHENZHEN TIMEWAY TESTING LABORATORIES. to his customer. Supplier or others persons directly concerned. SHENZHEN TIMEWAY TESTING LABORATORIES. will not, without the consent of the client enter into any discussion of correspondence with any third party concerning the contents of the report.
 In the event of the improper use of the report. The SHENZHEN TIMEWAY TESTING LABORATORIES. reserves the rights to withdraw it and to adopt any other remedies which may be appropriate.



7.0 Voltage Fluctuations & Flicker Test

7.1 Schematic of the test



EUT: Equipment Under Test

7.2 Test Method:

The test was performed in accordance with EN 61000-3-3: 2013+A1:2019

7.3 Test Results

Result: N/A

Please refer to the following pages

The report refers only to the sample tested and does not apply to the bulk.

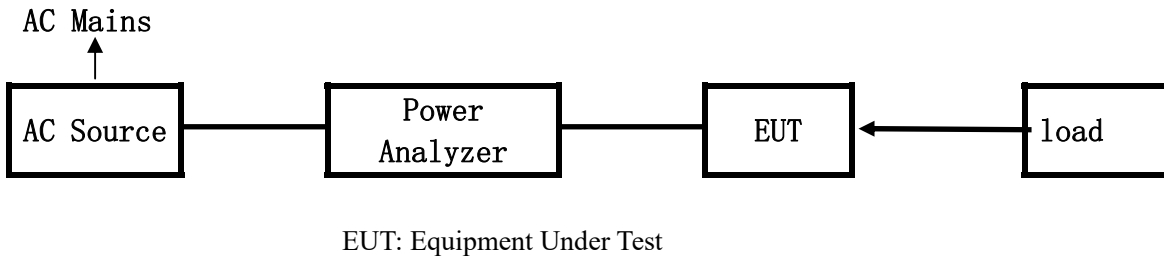
This report is issued in confidence to the client and it will be strictly treated as such by the SHENZHEN TIMEWAY TESTING LABORATORIES. It may not be reproduced rather in its entirety or in part and it may not be used for advertising. The client to whom the report is issued may, however, show or send it, or a certified copy thereof prepared by the SHENZHEN TIMEWAY TESTING LABORATORIES, to his customer, supplier or other persons directly concerned. SHENZHEN TIMEWAY TESTING LABORATORIES will not, without the consent of the client, enter into any discussion of correspondence with any third party concerning the contents of the report.

In the event of the improper use of the report, the SHENZHEN TIMEWAY TESTING LABORATORIES reserves the rights to withdraw it and to adopt any other remedies which may be appropriate.



8.0 Harmonic Current Emission Test

8.1 Schematic of the test



8.2 Test Method

The test was performed in accordance with EN 61000-3-2: 2019

*: The Level of the product is: CLASS C (Power less than 5W is not applicable)

8.3 Test Results: N/A

The report refers only to the sample tested and does not apply to the bulk.

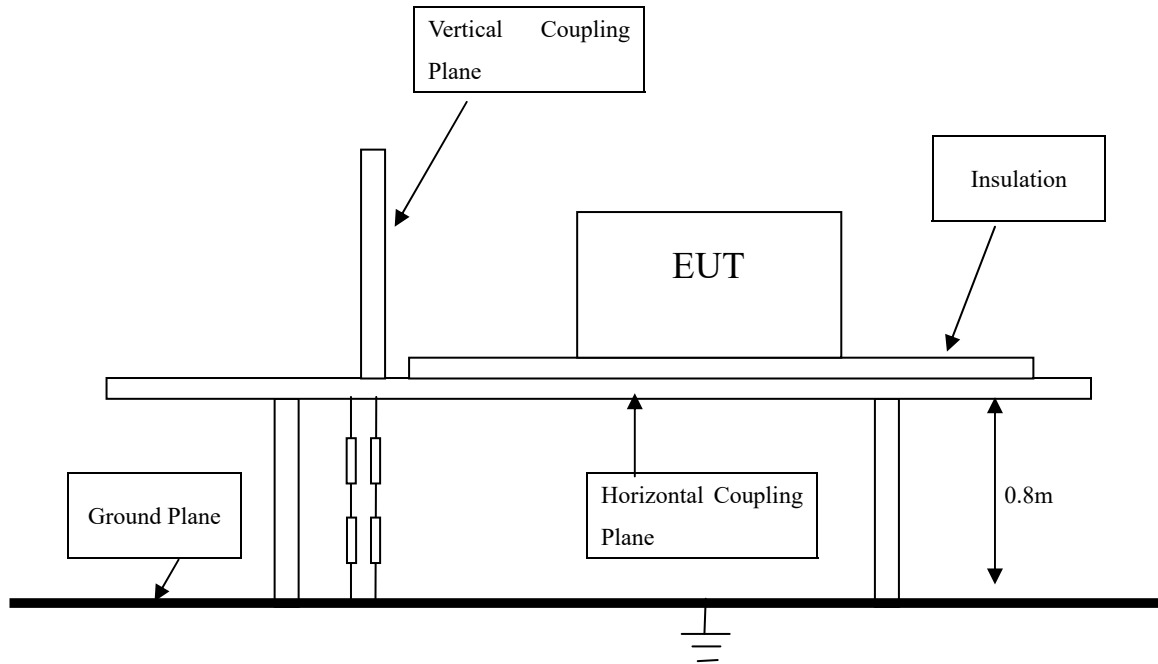
This report is issued in confidence to the client and it will be strictly treated as such by the SHENZHEN TIMEWAY TESTING LABORATORIES. It may not be reproduced rather in its entirety or in part and it may not be used for advertising. The client to whom the report is issued may, however, show or send it, or a certified copy thereof prepared by the SHENZHEN TIMEWAY TESTING LABORATORIES, to his customer, supplier or others persons directly concerned. SHENZHEN TIMEWAY TESTING LABORATORIES, will not, without the consent of the client enter into any discussion of correspondence with any third party concerning the contents of the report.

In the event of the improper use of the report, the SHENZHEN TIMEWAY TESTING LABORATORIES, reserves the rights to withdraw it and to adopt any other remedies which may be appropriate.



9.0 Electrostatic Discharge

9.1 Schematic of the test



9.2 Test method

The test was performed in accordance with EN 61000-4-2:2009

9.3 Test severity

±4kV for direct & in-direct Contact Discharge

±8kV for air Discharge

Performance Criterion Require: B (Please see following table)

9.4 Susceptibility performance Criteria and Severity level

A	Normal performance within the specification limits
B	Temporary degradation or loss of function or performance which is self recoverable
C	Temporary degradation or loss of function or performance which requires operator intervention or system reset
D	Degradation or loss of function which is not recoverable due to damage of equipment(components) or software, or loss of data

The report refers only to the sample tested and does not apply to the bulk.

This report is issued in confidence to the client and it will be strictly treated as such by the SHENZHEN TIMEWAY TESTING LABORATORIES. It may not be reproduced rather in its entirety or in part and it may not be used for advertising. The client to whom the report is issued may, however, show or send it, or a certified copy thereof prepared by the SHENZHEN TIMEWAY TESTING LABORATORIES, to his customer, supplier or other persons directly concerned. SHENZHEN TIMEWAY TESTING LABORATORIES, will not, without the consent of the client enter into any discussion of correspondence with any third party concerning the contents of the report.

In the event of the improper use of the report, the SHENZHEN TIMEWAY TESTING LABORATORIES, reserves the rights to withdraw it and to adopt any other remedies which may be appropriate.



Severity Level

Level	Test Voltage Direct & in-direct contact Discharge (kV)	Test Voltage Air discharge(kV)
1	±2kV	±2kV
2	±4kV	±4kV
3	±6kV	±8kV
4	±8kV	±15kV

9.5 Test Result

Please refer to the following table for individual results.

Location	Discharge Method	Test Voltage	Results
HCP (Horizontal coupling plane)	In-Direct	±2kV, ±4kV	Pass
VCP (Vertical Coupling plane)	In-Direct	±4kV ±4kV	Pass
Shell	In-Direct	±2kV, ±4kV	Pass
Shell	Air Discharge	±2kV, ±4kV, ±8kV	Pass
Gap	Air Discharge	±2kV, ±4kV, ±8kV	Pass
Cable	Air Discharge	±2kV, ±4kV, ±8kV	Pass
Connector	Air Discharge	±2kV, ±4kV, ±8kV	Pass

Remark: Calculated measurement uncertainty= 0.2kV

The report refers only to the sample tested and does not apply to the bulk.

This report is issued in confidence to the client and it will be strictly treated as such by the SHENZHEN TIMEWAY TESTING LABORATORIES. It may not be reproduced rather in its entirety or in part and it may not be used for advertising. The client to whom the report is issued may, however, show or send it, or a certified copy thereof prepared by the SHENZHEN TIMEWAY TESTING LABORATORIES, to his customer, supplier or other persons directly concerned. SHENZHEN TIMEWAY TESTING LABORATORIES will not, without the consent of the client enter into any discussion of correspondence with any third party concerning the contents of the report.

In the event of the improper use of the report, the SHENZHEN TIMEWAY TESTING LABORATORIES reserves the rights to withdraw it and to adopt any other remedies which may be appropriate.



10.0 RF field strength susceptibility (80MHz----- 1000MHz)

10.1 Schematics of the test



10.2 Test Method:

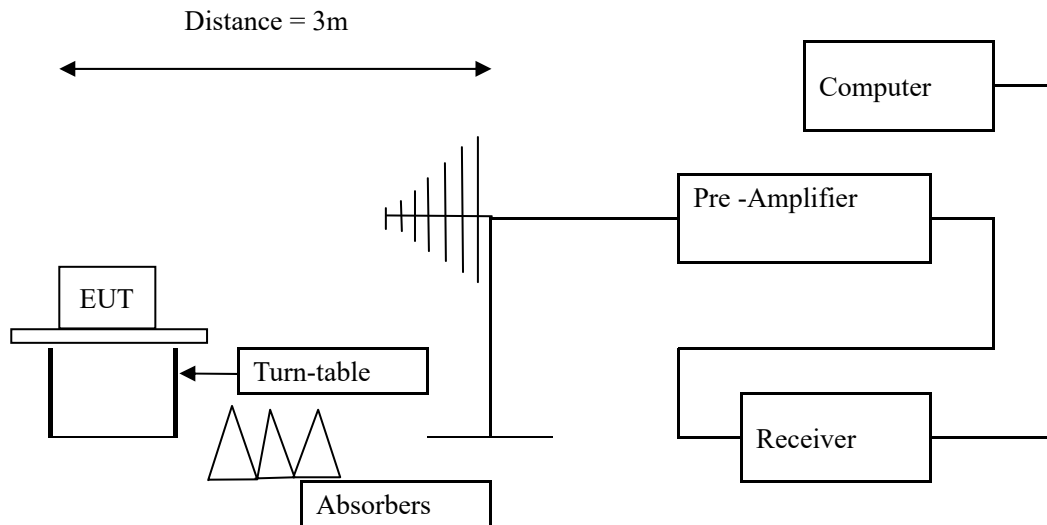
The test was performed in accordance with EN 61000-4-3:2006+A2:2010

Severity: Level 2 (3V/m)

Modulation: 80% AM

Performance Criterion Require: A (Please see following table)

Block diagram of Test setup



10.3 Susceptibility performance Criteria and severity Level

Susceptibility performance Criteria

A	Normal performance within the specification limits
B	Temporary degradation or loss of function or performance which is self recoverable
C	Temporary degradation or loss of function or performance which requires operator intervention or system reset
D	Degradation or loss of function which is not recoverable due to damage of equipment(components) or software, or loss of data

Severity Level

The report refers only to the sample tested and does not apply to the bulk.

This report is issued in confidence to the client and it will be strictly treated as such by the SHENZHEN TIMEWAY TESTING LABORATORIES. It may not be reproduced in its entirety or in part and it may not be used for advertising. The client to whom the report is issued may, however, show or send it, or a certified copy thereof prepared by the SHENZHEN TIMEWAY TESTING LABORATORIES, to his customer, supplier or other persons directly concerned. SHENZHEN TIMEWAY TESTING LABORATORIES, will not, without the consent of the client enter into any discussion of correspondence with any third party concerning the contents of the report.

In the event of the improper use of the report, the SHENZHEN TIMEWAY TESTING LABORATORIES, reserves the rights to withdraw it and to adopt any other remedies which may be appropriate.



Level	Field Strength (V/m)
1	1
2	3
3	10

10.4 Test Result:

Please refer to the following table for individual results.

Frequency (MHz)	Face	Polarity	Level (V/m)	Dwell Time(s)	Sweep Rate (%)	Results
80-1000	0°	Horizontal	3	1	1	Pass
80-1000	90°	Horizontal	3	1	1	Pass
80-1000	180°	Horizontal	3	1	1	Pass
80-1000	270°	Horizontal	3	1	1	Pass
80-1000	0°	Vertical	3	1	1	Pass
80-1000	90°	Vertical	3	1	1	Pass
80-1000	180°	Vertical	3	1	1	Pass
80-1000	270°	Vertical	3	1	1	Pass

Remark: Calculated measurement uncertainty= 80MHz to 1000MHz (+3.7/ -1.3) V/m

The report refers only to the sample tested and does not apply to the bulk.

This report is issued in confidence to the client and it will be strictly treated as such by the SHENZHEN TIMEWAY TESTING LABORATORIES. It may not be reproduced in its entirety or in part and it may not be used for advertising. The client to whom the report is issued may, however, show or send it, or a certified copy thereof prepared by the SHENZHEN TIMEWAY TESTING LABORATORIES, to his customer, supplier or other persons directly concerned. SHENZHEN TIMEWAY TESTING LABORATORIES will not, without the consent of the client, enter into any discussion of correspondence with any third party concerning the contents of the report.

In the event of the improper use of the report, the SHENZHEN TIMEWAY TESTING LABORATORIES reserves the rights to withdraw it and to adopt any other remedies which may be appropriate.



11.0 Electrical Fast Transient/Burst (EFT/B) immunity test

11.1 Schematics of the test



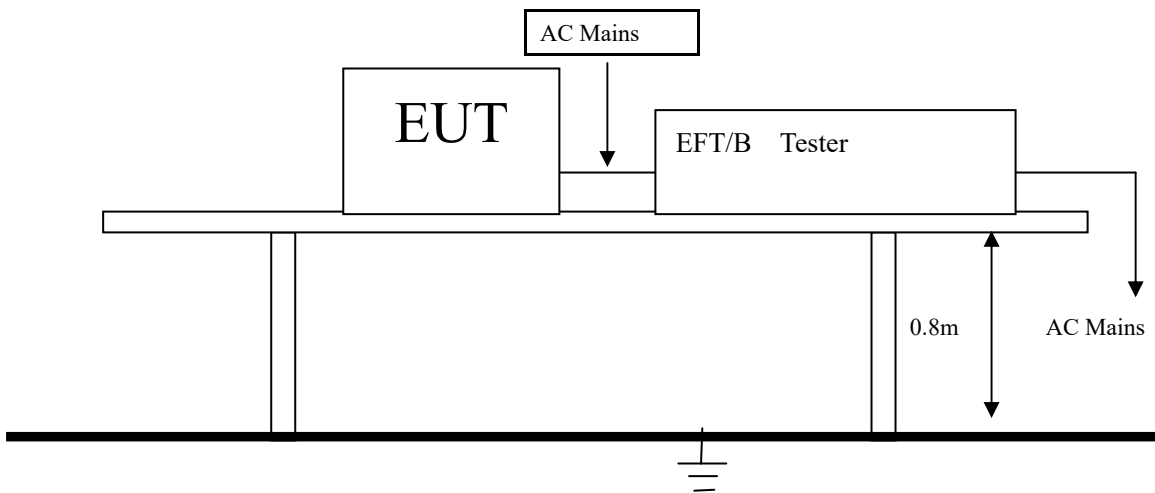
11.2 Test Method

The test was performed in accordance with EN 61000-4-4: 2012

Severity: Level 2 (1kV)

Performance Criterion Require: B (Please see following table)

Block diagram of Test setup



11.3 Susceptibility performance Criteria and Severity Level

Susceptibility performance Criteria

A	Normal performance within the specification limits
B	Temporary degradation or loss of function or performance which is self recoverable
C	Temporary degradation or loss of function or performance which requires operator intervention or system reset
D	Degradation or loss of function which is not recoverable due to damage of equipment(components) or software, or loss of data

The report refers only to the sample tested and does not apply to the bulk.

This report is issued in confidence to the client and it will be strictly treated as such by the SHENZHEN TIMEWAY TESTING LABORATORIES. It may not be reproduced rather in its entirety or in part and it may not be used for advertising. The client to whom the report is issued may, however, show or send it, or a certified copy thereof prepared by the SHENZHEN TIMEWAY TESTING LABORATORIES, to his customer, Supplier or others persons directly concerned. SHENZHEN TIMEWAY TESTING LABORATORIES, will not, without the consent of the client enter into any discussion of correspondence with any third party concerning the contents of the report.

In the event of the improper use of the report, The SHENZHEN TIMEWAY TESTING LABORATORIES, reserves the rights to withdraw it and to adopt any other remedies which may be appropriate.



Severity Level

Open Circuit output Test Voltage $\pm 10\%$		
Level	On power Supply Lines	On I/O (Input/output) Signal data and control lines
1	0.5kV	0.5kV
2	1kV	1kV
3	2kV	2kV
4	4kV	4kV
X	Special	Special

11.4 Test Results

Please refer to following page.

Inject location:

Inject Line	Voltage kV	Inject Times (s)	Method	Results
L	± 1	120	Direct	Pass
N	± 1	120	Direct	Pass
L-N	± 1	120	Direct	Pass

The report refers only to the sample tested and does not apply to the bulk.

This report is issued in confidence to the client and it will be strictly treated as such by the SHENZHEN TIMEWAY TESTING LABORATORIES. It may not be reproduced rather in its entirety or in part and it may not be used for advertising. The client to whom the report is issued may, however, show or send it . or a certified copy there of prepared by the SHENZHEN TIMEWAY TESTING LABORATORIES. to his customer. Supplier or others persons directly concerned. SHENZHEN TIMEWAY TESTING LABORATORIES. will not, without the consent of the client enter into any discussion of correspondence with any third party concerning the contents of the report.

In the event of the improper use of the report. The SHENZHEN TIMEWAY TESTING LABORATORIES. reserves the rights to withdraw it and to adopt any other remedies which may be appropriate.



12.0 Surge test

12.1 Schematics of the test



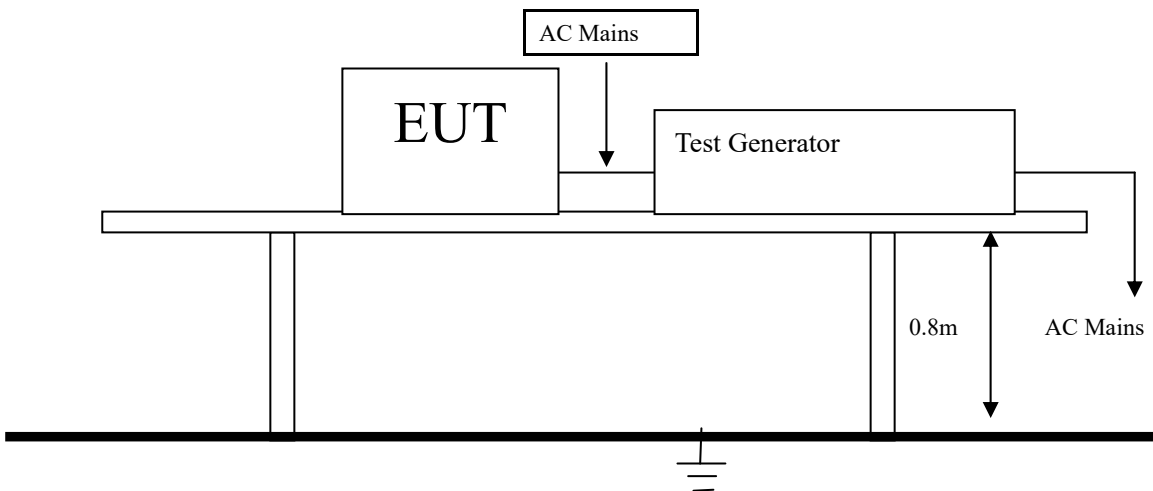
12.2 Test Method:

The test was performed in accordance with EN 61000-4-5: 2014+A1:2017

Severity: Level 2 (Below 25W Line to Neutral at 0.5kV)

Performance Criterion Require: C (Please see following table)

Block diagram of Test setup



12.3 Susceptibility performance Criteria and Severity Level

Susceptibility performance Criteria

A	Normal performance within the specification limits
B	Temporary degradation or loss of function or performance which is self recoverable
C	Temporary degradation or loss of function or performance which requires operator intervention or system reset
D	Degradation or loss of function which is not recoverable due to damage of equipment(components) or software, or loss of data

The report refers only to the sample tested and does not apply to the bulk.

This report is issued in confidence to the client and it will be strictly treated as such by the SHENZHEN TIMEWAY TESTING LABORATORIES. It may not be reproduced rather in its entirety or in part and it may not be used for advertising. The client to whom the report is issued may, however, show or send it, or a certified copy thereof prepared by the SHENZHEN TIMEWAY TESTING LABORATORIES, to his customer, supplier or others persons directly concerned. SHENZHEN TIMEWAY TESTING LABORATORIES, will not, without the consent of the client enter into any discussion of correspondence with any third party concerning the contents of the report.

In the event of the improper use of the report, The SHENZHEN TIMEWAY TESTING LABORATORIES, reserves the rights to withdraw it and to adopt any other remedies which may be appropriate.



Severity Level

Severity Level	Open-Circuit Test Voltage kV
1	0.5
2	1.0
3	2.0
4	4.0
*	Special

12.4 Test Results

Please refer to following page.

Test location:

Location	Polarity	Phase Angle	No of Pulse	Pulse Voltage(kV)	Results
L-N	+	90	10	0.5	Pass
	-	270	10	0.5	Pass

The report refers only to the sample tested and does not apply to the bulk.

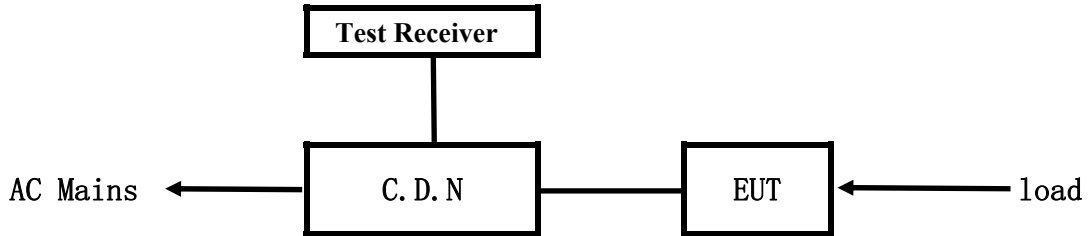
This report is issued in confidence to the client and it will be strictly treated as such by the SHENZHEN TIMEWAY TESTING LABORATORIES. It may not be reproduced rather in its entirety or in part and it may not be used for advertising. The client to whom the report is issued may, however, show or send it . or a certified copy there of prepared by the SHENZHEN TIMEWAY TESTING LABORATORIES. to his customer. Supplier or others persons directly concerned. SHENZHEN TIMEWAY TESTING LABORATORIES. will not, without the consent of the client enter into any discussion of correspondence with any third party concerning the contents of the report.

In the event of the improper use of the report. The SHENZHEN TIMEWAY TESTING LABORATORIES. reserves the rights to withdraw it and to adopt any other remedies which may be appropriate.



13.0 Conducted Immunity test

13.1 Schematics of the test



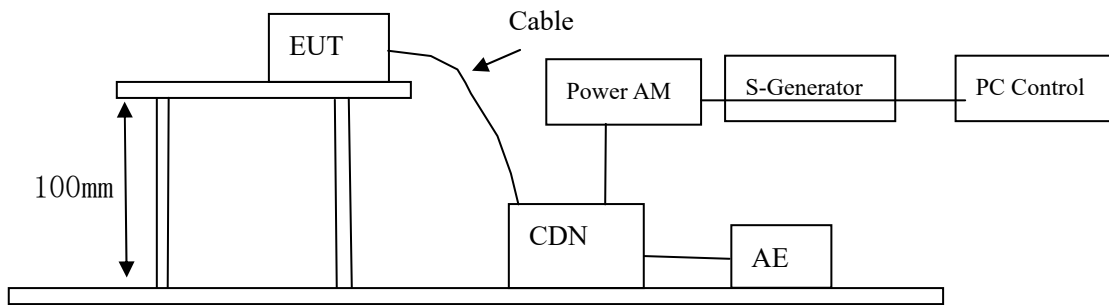
13.2 Test Method

The test was performed in accordance with EN 61000-4-6: 2014

Severity: Level 2 (3 V rms), 0.15MHz—80MHz

Performance Criterion Require: A (Please see following table)

Block diagram of Test setup



13.3 Susceptibility performance Criteria and Severity Level

Susceptibility performance Criteria

A	Normal performance within the specification limits
B	Temporary degradation or loss of function or performance which is self recoverable
C	Temporary degradation or loss of function or performance which requires operator intervention or system reset
D	Degradation or loss of function which is not recoverable due to damage of equipment(components) or software, or loss of data

Severity Level

Severity Level	Field Strength V/m
1	1
2	3
3	10
*	Special

The report refers only to the sample tested and does not apply to the bulk.

This report is issued in confidence to the client and it will be strictly treated as such by the SHENZHEN TIMEWAY TESTING LABORATORIES. It may not be reproduced rather in its entirety or in part and it may not be used for advertising. The client to whom the report is issued may, however, show or send it, or a certified copy thereof prepared by the SHENZHEN TIMEWAY TESTING LABORATORIES, to his customer, supplier or others persons directly concerned. SHENZHEN TIMEWAY TESTING LABORATORIES, will not, without the consent of the client enter into any discussion of correspondence with any third party concerning the contents of the report.

In the event of the improper use of the report, the SHENZHEN TIMEWAY TESTING LABORATORIES, reserves the rights to withdraw it and to adopt any other remedies which may be appropriate.



13.4 Test Results

Please refer to the following page

Frequency Range (MHz)	Injected Position	Strength	Criterion	Result
0.15 - 20	AC Line	3V (rms) Unmodulated	A	Pass
20 - 80	AC Line	3V (rms) Unmodulated	A	Pass

The report refers only to the sample tested and does not apply to the bulk.

This report is issued in confidence to the client and it will be strictly treated as such by the SHENZHEN TIMEWAY TESTING LABORATORIES. It may not be reproduced rather in its entirety or in part and it may not be used for advertising. The client to whom the report is issued may, however, show or send it, or a certified copy thereof prepared by the SHENZHEN TIMEWAY TESTING LABORATORIES, to his customer, supplier or others persons directly concerned. SHENZHEN TIMEWAY TESTING LABORATORIES, will not, without the consent of the client enter into any discussion of correspondence with any third party concerning the contents of the report.

In the event of the improper use of the report, the SHENZHEN TIMEWAY TESTING LABORATORIES, reserves the rights to withdraw it and to adopt any other remedies which may be appropriate.



14.0 Power Frequency magnetic field test

14.1 Schematics of the test



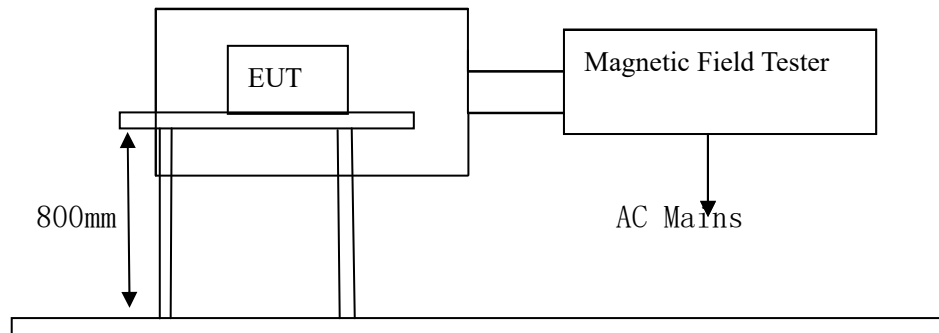
14.2 Test Method

The test was performed in accordance with EN 61000-4-8: 2010

Severity: Level 2 (3A/m),

Performance Criterion Require: A (Please see following table)

Block diagram of Test setup



14.3 Susceptibility performance Criteria and Severity Level

Susceptibility performance Criteria

A	Normal performance within the specification limits
B	Temporary degradation or loss of function or performance which is self recoverable
C	Temporary degradation or loss of function or performance which requires operator intervention or system reset
D	Degradation or loss of function which is not recoverable due to damage of equipment(components) or software, or loss of data

Severity Level

Severity Level	Magnetic Field Strength A/m
1	1
2	3
3	10

The report refers only to the sample tested and does not apply to the bulk.

This report is issued in confidence to the client and it will be strictly treated as such by the SHENZHEN TIMEWAY TESTING LABORATORIES. It may not be reproduced rather in its entirety or in part and it may not be used for advertising. The client to whom the report is issued may, however, show or send it, or a certified copy thereof prepared by the SHENZHEN TIMEWAY TESTING LABORATORIES, to his customer, Supplier or others persons directly concerned. SHENZHEN TIMEWAY TESTING LABORATORIES, will not, without the consent of the client enter into any discussion of correspondence with any third party concerning the contents of the report.

In the event of the improper use of the report, The SHENZHEN TIMEWAY TESTING LABORATORIES, reserves the rights to withdraw it and to adopt any other remedies which may be appropriate.



4	30
5	100
*	Special

14.4 Test Results:

Please refer to the following page

Test Level	Testing Duration	Coil Orientation	Criterion	Result
3A/m	5 Mins	Horizontal	A	N/A
3A/m	5 Mins	Vertical	A	N/A

The report refers only to the sample tested and does not apply to the bulk.

This report is issued in confidence to the client and it will be strictly treated as such by the SHENZHEN TIMEWAY TESTING LABORATORIES. It may not be reproduced rather in its entirety or in part and it may not be used for advertising. The client to whom the report is issued may, however, show or send it . or a certified copy there of prepared by the SHENZHEN TIMEWAY TESTING LABORATORIES. to his customer. Supplier or others persons directly concerned. SHENZHEN TIMEWAY TESTING LABORATORIES. will not, without the consent of the client enter into any discussion of correspondence with any third party concerning the contents of the report.

In the event of the improper use of the report. The SHENZHEN TIMEWAY TESTING LABORATORIES. reserves the rights to withdraw it and to adopt any other remedies which may be appropriate.



15.0 Voltage Dips/Interruptions immunity test

15.1 Schematics of the test

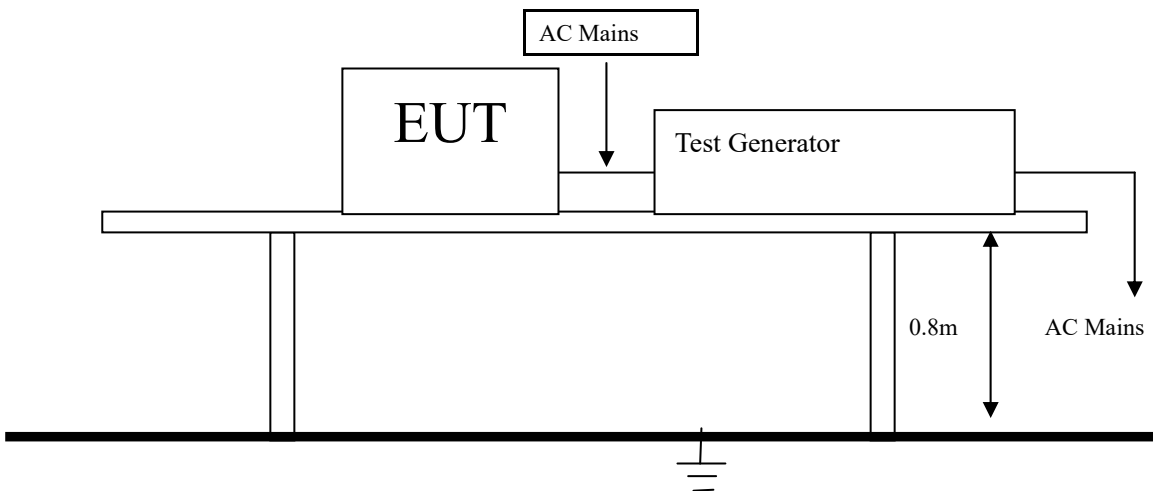


15.2 Test Method:

The test was performed in accordance with EN 61000-4-11: 2004+A1:2017

Performance Criterion Require: C&B (Please see following table)

Block diagram of Test setup



15.3 Susceptibility performance Criteria and Severity Level

Susceptibility performance Criteria

A	Normal performance within the specification limits
B	Temporary degradation or loss of function or performance which is self recoverable
C	Temporary degradation or loss of function or performance which requires operator intervention or system reset
D	Degradation or loss of function which is not recoverable due to damage of equipment(components) or software, or loss of data

The report refers only to the sample tested and does not apply to the bulk.

This report is issued in confidence to the client and it will be strictly treated as such by the SHENZHEN TIMEWAY TESTING LABORATORIES. It may not be reproduced rather in its entirety or in part and it may not be used for advertising. The client to whom the report is issued may, however, show or send it, or a certified copy thereof prepared by the SHENZHEN TIMEWAY TESTING LABORATORIES, to his customer, Supplier or others persons directly concerned. SHENZHEN TIMEWAY TESTING LABORATORIES, will not, without the consent of the client enter into any discussion of correspondence with any third party concerning the contents of the report.

In the event of the improper use of the report, The SHENZHEN TIMEWAY TESTING LABORATORIES, reserves the rights to withdraw it and to adopt any other remedies which may be appropriate.



Severity Level

Test Level %Ut	Voltage dip and short interruptions %Ut	Duration(in period)
0	100	0.5 1
40	60	5 10
70	30	25 50 *

15.4 Test Result:

Please refer to the following page

Test Level % Ut	Voltage dips &short interruptions % Ut	Duration(in period)	Phase Angle	Criterion	Result
0	100	0.5P	0° - 360°	B	Pass
70	30	10P	0° - 360°	C	Pass

The report refers only to the sample tested and does not apply to the bulk.

This report is issued in confidence to the client and it will be strictly treated as such by the SHENZHEN TIMEWAY TESTING LABORATORIES. It may not be reproduced rather in its entirety or in part and it may not be used for advertising. The client to whom the report is issued may, however, show or send it . or a certified copy there of prepared by the SHENZHEN TIMEWAY TESTING LABORATORIES. to his customer. Supplier or others persons directly concerned. SHENZHEN TIMEWAY TESTING LABORATORIES. will not, without the consent of the client enter into any discussion of correspondence with any third party concerning the contents of the report.

In the event of the improper use of the report. The SHENZHEN TIMEWAY TESTING LABORATORIES. reserves the rights to withdraw it and to adopt any other remedies which may be appropriate.



16.0 Product Labelling

16.1 CE Mark label specification

Text of the mark is black or white in color and is left justified. Labels are printed in indelible ink on permanent adhesive backing and shall be affixed at a conspicuous location on the EUT or silk-screened onto the EUT.



16.2 Mark Location: Rear enclosure

The report refers only to the sample tested and does not apply to the bulk.

This report is issued in confidence to the client and it will be strictly treated as such by the SHENZHEN TIMEWAY TESTING LABORATORIES. It may not be reproduced rather in its entirety or in part and it may not be used for advertising. The client to whom the report is issued may, however, show or send it . or a certified copy there of prepared by the SHENZHEN TIMEWAY TESTING LABORATORIES. to his customer. Supplier or others persons directly concerned. SHENZHEN TIMEWAY TESTING LABORATORIES. will not, without the consent of the client enter into any discussion of correspondence with any third party concerning the contents of the report.

In the event of the improper use of the report. The SHENZHEN TIMEWAY TESTING LABORATORIES. reserves the rights to withdraw it and to adopt any other remedies which may be appropriate.



Appendix:

Photograph –Radiated emission test view



The report refers only to the sample tested and does not apply to the bulk.

This report is issued in confidence to the client and it will be strictly treated as such by the SHENZHEN TIMEWAY TESTING LABORATORIES. It may not be reproduced rather in its entirety or in part and it may not be used for advertising. The client to whom the report is issued may, however, show or send it . or a certified copy there of prepared by the SHENZHEN TIMEWAY TESTING LABORATORIES. to his customer. Supplier or others persons directly concerned. SHENZHEN TIMEWAY TESTING LABORATORIES. will not, without the consent of the client enter into any discussion of correspondence with any third party concerning the contents of the report.

In the event of the improper use of the report. The SHENZHEN TIMEWAY TESTING LABORATORIES. reserves the rights to withdraw it and to adopt any other remedies which may be appropriate.

Photos of the Product





The report refers only to the sample tested and does not apply to the bulk.

This report is issued in confidence to the client and it will be strictly treated as such by the SHENZHEN TIMEWAY TESTING LABORATORIES. It may not be reproduced in its entirety or in part and it may not be used for advertising. The client to whom the report is issued may, however, show or send it, or a certified copy thereof prepared by the SHENZHEN TIMEWAY TESTING LABORATORIES, to his customer, supplier or other persons directly concerned. SHENZHEN TIMEWAY TESTING LABORATORIES will not, without the consent of the client, enter into any discussion of correspondence with any third party concerning the contents of the report.

In the event of the improper use of the report, the SHENZHEN TIMEWAY TESTING LABORATORIES reserves the rights to withdraw it and to adopt any other remedies which may be appropriate.


Photos of the Product



The report refers only to the sample tested and does not apply to the bulk.
This report is issued in confidence to the client and it will be strictly treated as such by the SHENZHEN TIMEWAY TESTING LABORATORIES. It may not be reproduced rather in its entirety or in part and it may not be used for advertising. The client to whom the report is issued may, however, show or send it, or a certified copy thereof prepared by the SHENZHEN TIMEWAY TESTING LABORATORIES, to his customer, supplier or others persons directly concerned. SHENZHEN TIMEWAY TESTING LABORATORIES, will not, without the consent of the client enter into any discussion of correspondence with any third party concerning the contents of the report.
In the event of the improper use of the report, the SHENZHEN TIMEWAY TESTING LABORATORIES, reserves the rights to withdraw it and to adopt any other remedies which may be appropriate.



Photos of the Product



-End of the report-

The report refers only to the sample tested and does not apply to the bulk.

This report is issued in confidence to the client and it will be strictly treated as such by the SHENZHEN TIMEWAY TESTING LABORATORIES. It may not be reproduced rather in its entirety or in part and it may not be used for advertising. The client to whom the report is issued may, however, show or send it . or a certified copy there of prepared by the SHENZHEN TIMEWAY TESTING LABORATORIES. to his customer. Supplier or others persons directly concerned. SHENZHEN TIMEWAY TESTING LABORATORIES. will not, without the consent of the client enter into any discussion of correspondence with any third party concerning the contents of the report.

In the event of the improper use of the report. The SHENZHEN TIMEWAY TESTING LABORATORIES. reserves the rights to withdraw it and to adopt any other remedies which may be appropriate.